



Straight Eighths 12-Bar Overview

Classic "Slow Change" "Straight Eighths 12 bar" Key of B
 Typical Root 5 chords with alternating major 6th in tab

Rhythm is straight eighth notes at around 150 Bpm.

I Chord
 (B)

T				
A				
B	9 9 11 9 9 9 11 9			
	7 7 7 7 7 7 7 7			

IV Chord
 (D)

I Chord
 (A)

T				
A				
B	9 9 11 9 9 9 11 9		9 9 11 9 9 9 11 9	
	7 7 7 7 7 7 7 7		7 7 7 7 7 7 7 7	

V Chord
 (E)

I Chord
 (A)

V Chord
 (E)

D.C.

T				
A				
B	11 11 13 11 11 11 13 11	11 11 13 11 11 11 13 11	9 9 11 9 9 9 11 9	11 11 11 11 11 11 11 11
	9 9 9 9 9 9 9 9	9 9 9 9 9 9 9 9	7 7 7 7 7 7 7 7	9 9 9 9 9 9 9 9



Straight Eighths 12-Bar Scales Page 1

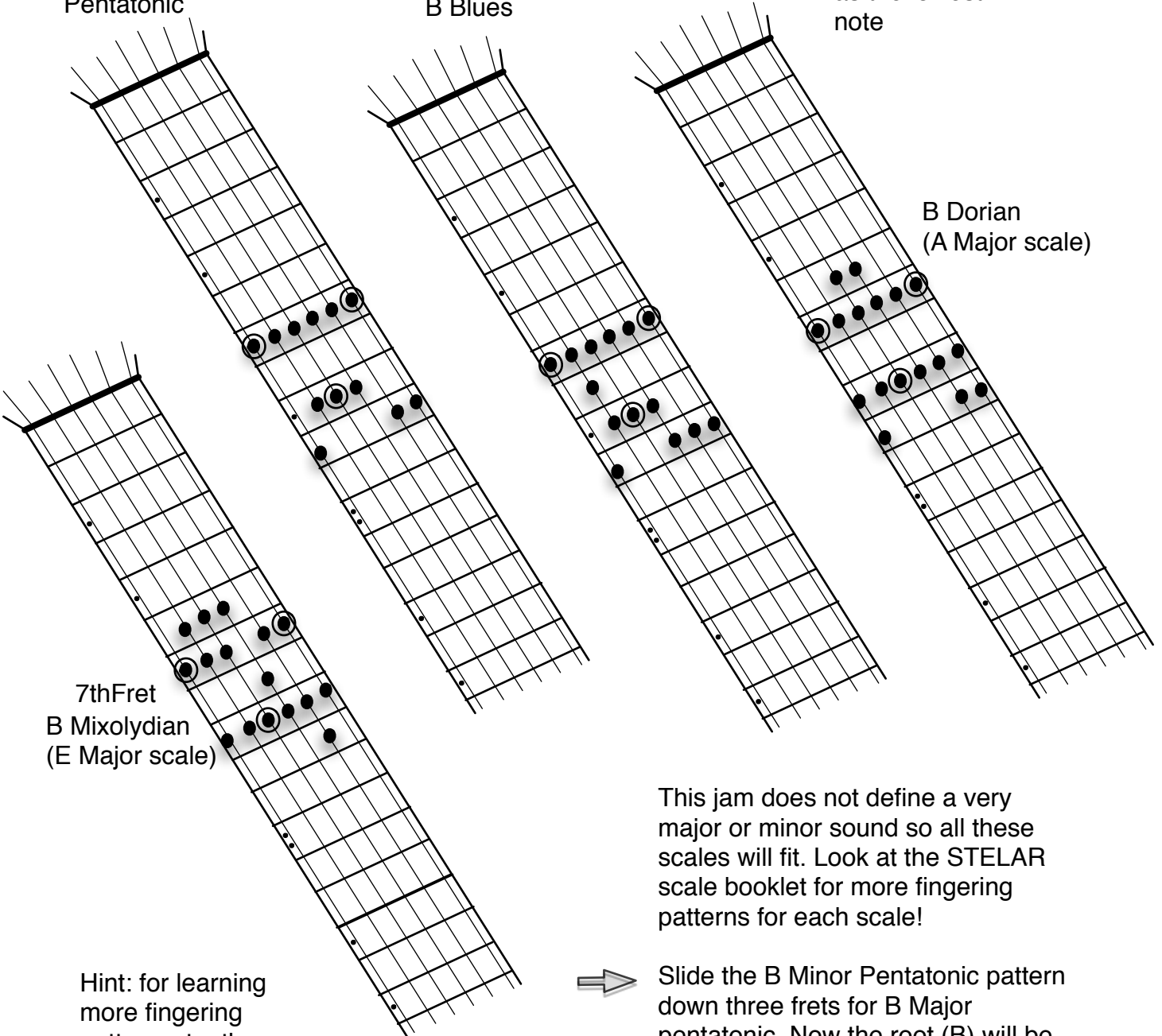
All the fingering patterns below contain the root as the lowest note

B Minor Pentatonic

B Blues

B Dorian
(A Major scale)

7thFret
B Mixolydian
(E Major scale)



This jam does not define a very major or minor sound so all these scales will fit. Look at the STELAR scale booklet for more fingering patterns for each scale!

Hint: for learning more fingering patterns: try the pattern with the lowest note root on the A string.

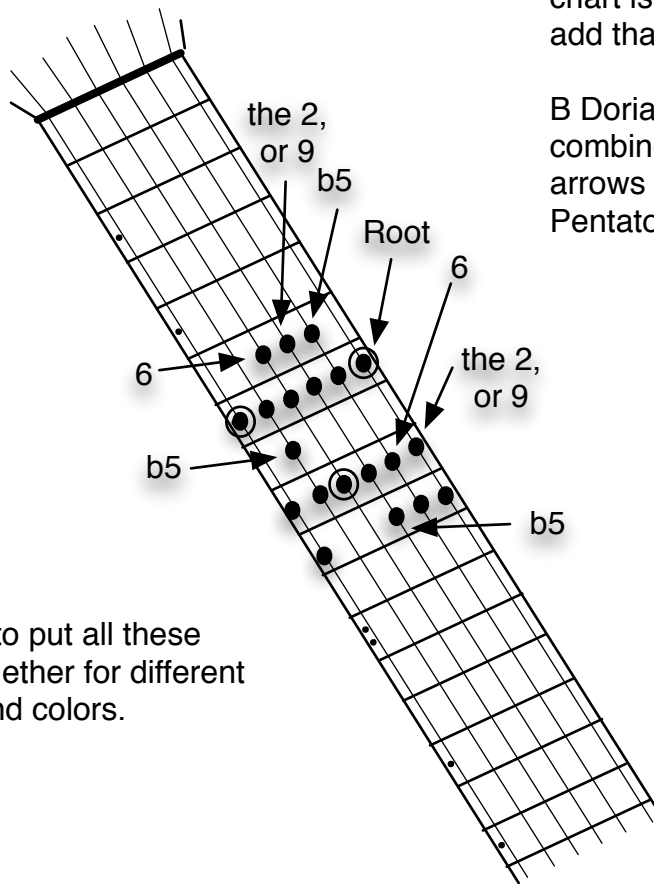


Slide the B Minor Pentatonic pattern down three frets for B Major pentatonic. Now the root (B) will be on the pinky or ring finger notes on the high and low E strings.



Straight Eighths 12-Bar Scales Page 2

Here are most scales from the previous page combined. The only scale not combined in this pattern is Mixolydian. The one note Mixo would add to this chart is the major third. Feel free to also add that note if you want.



B Dorian, Blues, Minor Pentatonic Notes combined, roots circled, notes with arrows are notes added to Minor Pentatonic for extra color.

Feel free to put all these scales together for different sounds and colors.



Straight Eighths 12-Bar Essential Classics Page 1

Be sure to continue using the Essential Classic (EC) licks from previous segments: Bend, Reverse-bend, Pull-off, Train, Sixths, Chuck Berry bend and doublestop, Pull-offs with Bends and all the sequences through fingering patterns!

Use previous segments EC licks: "Phrygian EC" licks are already in B. Adjust the Dorian and Slow Blues "EC" licks up two frets to adjust them from A to B.

Minor Pentatonic hammer-ons and pull-offs

Descending (cont. down the B minor pentatonic scale pattern)

Musical notation for descending B minor pentatonic scale with hammer-ons and pull-offs. The notation is on a six-line staff with strings T, A, and B labeled. Fingerings are indicated by numbers 7, 10, 7, 10, 7, 10, 7, 9, 7, 10, 7, 9, 7, 9, 7. A downward-pointing arrow is at the end of the line. Below the staff are pairs of square and inverted triangle symbols: □ ∇ □ ∇ □ ∇ □ ∇ □ ∇.

(cont. up the B minor pentatonic scale pattern)

Musical notation for ascending B minor pentatonic scale with hammer-ons and pull-offs. The notation is on a six-line staff with strings T, A, and B labeled. Fingerings are indicated by numbers 7, 9, 7, 7, 9, 7, 7, 9, 7, 9, 7, 9, 7, 9. An upward-pointing arrow is at the end of the line. Below the staff are pairs of square and inverted triangle symbols: □ ∇ □ ∇ □ ∇ □ ∇ □ ∇ □.

Unison Bends

All bends a full step

Musical notation for unison bends on the B string. The notation is on a six-line staff with strings T, A, and B labeled. Fingerings are indicated by numbers 7, 9, 7, 9, 7, 9, 9, 11, 11, 11, 9, 10, 12, 10, 12, 10, 12, 12, 12, 12, 10, 10, 10, 12, 14. Upward-pointing arrows indicate bends.

Musical notation for unison bends on the A string. The notation is on a six-line staff with strings T, A, and B labeled. Fingerings are indicated by numbers 7, 10, 7, 10, 7, 10, 9, 12, 12, 12, 9, 10, 13, 10, 13, 10, 13, 12, 15. Upward-pointing arrows indicate bends.

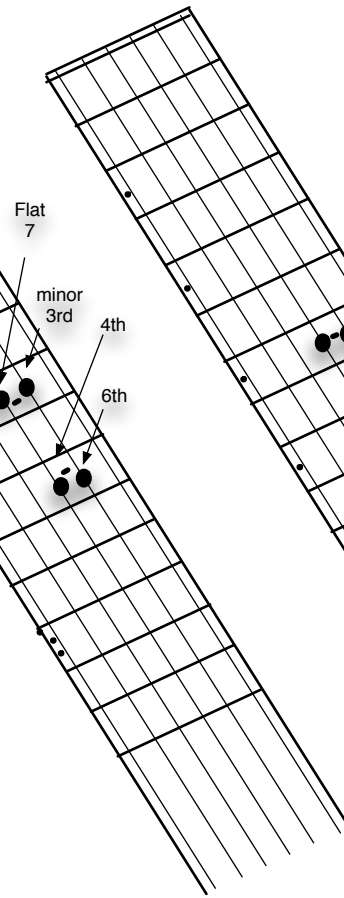
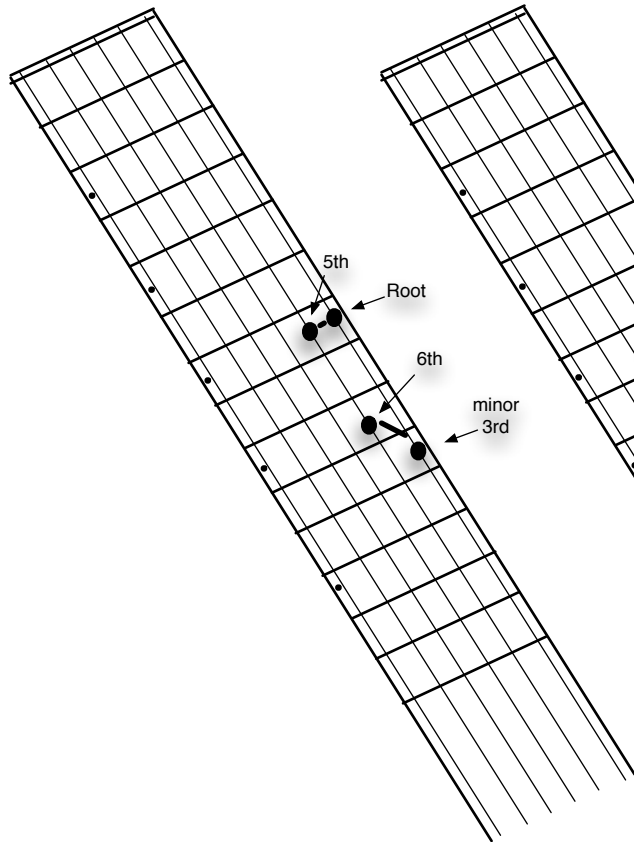


Straight Eighths 12-Bar Essential Classics Page 2

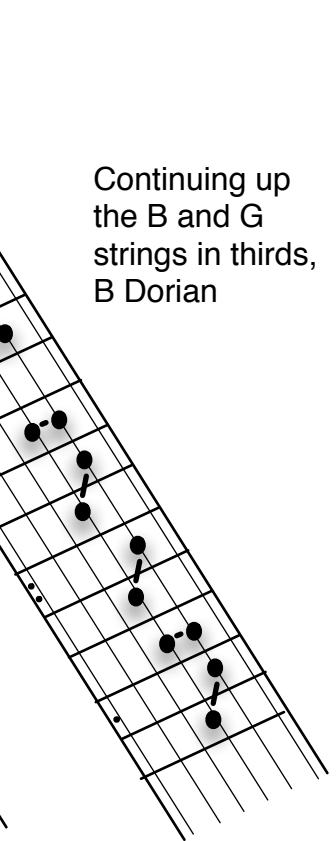
Double Stops

High E and B strings,
early rock style

B and G strings,
early rock style



Continuing up
the B and G
strings in thirds,
B Dorian



Bends followed by two notes

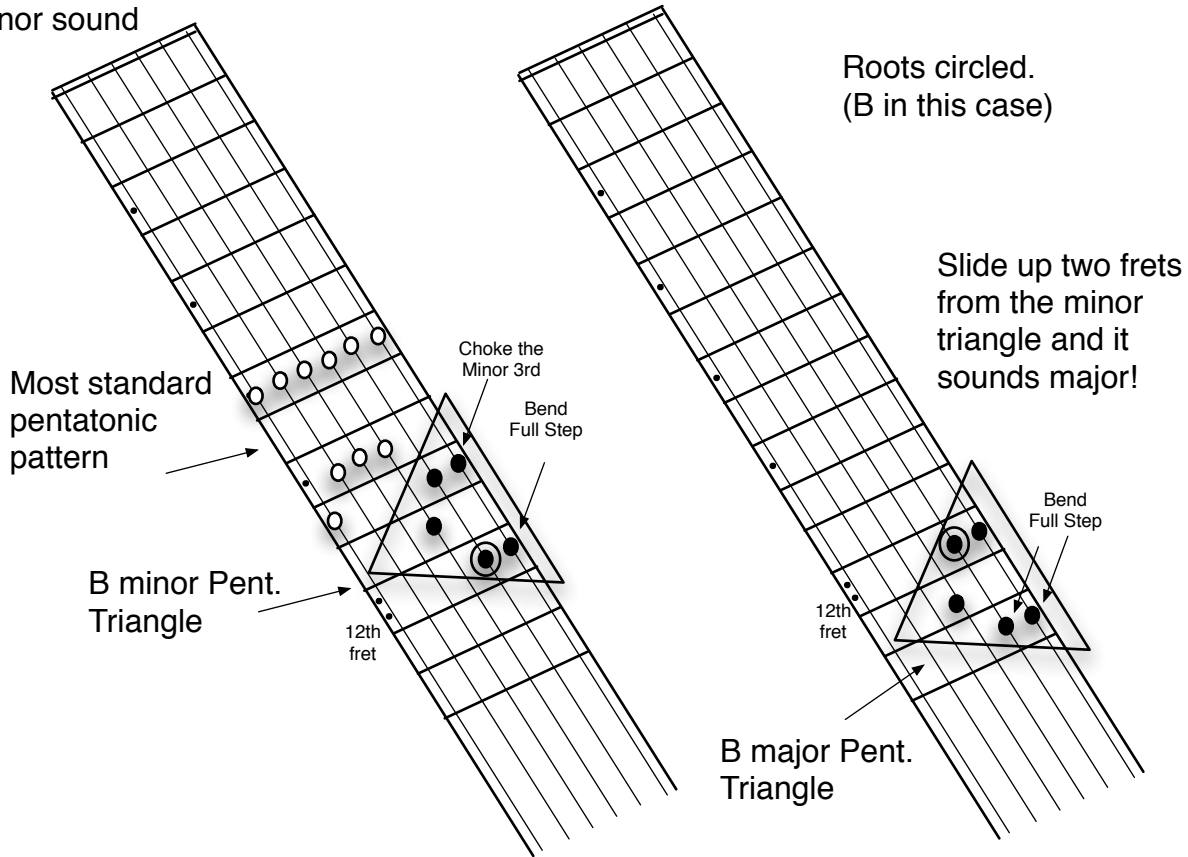
When playing these as even 8th notes or 16ths try completely alternate picking, so you get; down-up-down then up-down-up, (difficult, but very even sounding and cool)



Straight Eighths 12-Bar Essential Classics Page 3

Rock and Roll Pentatonic Triangle

Slide up from the traditional minor pentatonic pattern to continue in the minor sound



Tab examples of licks in the triangles above

First phrase below is in the Minor Pent. Triangle
Second slides up into the Major sounding Triangle

	1					2				
		10	12	Full	Choke	12	14	Full	14	
T	11	10	12	12	10	12	12	14	14	12
A										
B										



Straight Eighths 12-Bar Hot Rock & Blues Page 1

Combining picking, hammer-ons and pull-offs

Play each a couple times them move to the next

9 10 9 7 9 7 10 7

□ □ ∨

9 10 9 10 9 7 10 7

□ ∨ □ □ ∨

9 10 9 7 9 7 9 7

□ □ ∨

9 10 9 10 9 7 9 7

□ ∨ □ □ ∨

Cont. down scale pattern

Use these notes to pivot your way back up to the High E string

9 10 9 7 9 7 10 7

□ □ ∨



Straight Eighths 12-Bar Hot Rock & Blues Page 2

Combining picking, hammer-ons and pull-offs

Both Phrases use combine hammers and pull-offs and picking.

Both licks equal one bar of 16 notes.

repeat this over and over to build speed

7 9 10 7 9 10 9 7 6 7 9 7 6 9

□ ∇ □ □ ∇

6 7 9 6 9 6 7 9 10 7 9 10 9 7 9 7

□ ∇ □ □ ∇ □



Straight Eighths 12-Bar Hot Rock & Blues/ Full Shred

Seven picking phrases for speed
- lots of notes and few string crosses

B Blues or Dorian

1

T	7	9	10	7	9	10	7	10	9	7	10	9	
A													
B													

Trip-lets

2

3

T	7	9	10	7	10	9	7	7	9	10	9	10	9	7	10	9
A																
B																

□ ∇ □ ∇ □ ∇ □ ∇ etc.

4

repeat

5

This works as even triplets too!

repeat

T	7	9	10	9	7	10	7	9	10	9	7	10	9	7
A														
B														

□ ∇ □ ∇ □ ∇ □ ∇ □ ∇

6

Above licks combined for 16 even 16th notes

T	7	9	10	9	7	9	10	7	10	7	9	10	9	7	10	9
A																
B																

□ ∇ □ ∇ etc.

16ths

7

restart same idea on the next string set

T	7	9	10	9	7	9	10	7	9	10	9	7	9	10
A														
B														

□ ∇ □ ∇ etc.

T	7	9	10	7	9	10	9	7	10	9	7	10	9	7	10	9
A																
B																